

# 2050 HF SSB transceiver



- Secure long range voice, email, telephone and tracking
- Rapid mobile or base station installation
- Reliable and easy to operate
- Independent of all other communications' networks
- Free to air - no call costs

The Barrett 2050 HF transceiver, the centrepiece of the 2000 series of HF communications equipment, combines current technology with the intuitive "ease of use" that has become synonymous with Barrett Communications equipment. Teaming the versatile 2050 transceiver with other 2000 series products provides email, fax, telephone and data connectivity within an HF network and onwards to both the international telephone network and the internet.



# 2050

## HF Radio Communications



**Barrett 2050 HF transceiver front panel**

### Digital Signal Processing (DSP)

A single DSP chip provides modulation and demodulation of all on air signalling used in the ALE, Selective Call and syllabic mute processes and provides noise reduction of received signals.

### Frequency hopping option

A simple to operate, unique frequency hopping system that has no network entry time or late entry time. Simply enter the hop band, cipher key number and talk.

### Simple architecture

The transceiver uses only two microprocessors, the main processor uses a soft loaded core while the second processor is used within the control head to operate the display and keypad.



**Barrett 2050 HF transceiver rear panel**

### ALE - Automatic Link Establishment

An embedded internal option fully interoperable with FED STD 1045 ALE systems. Also capable of full 16 digit telephone dialling (using FED STD 1045 ALE as the signalling medium) with Barrett 960 or Barrett 2060 ALE equipped telephone interconnects.

### Selective Call options

Fitted with both a CCIR 493-4 based, four and six digit system of which the protocol is available for free distribution and an OEM protocol that is fully compatible with other major HF manufacturers' four and six digit systems that utilise encryption.

### BITE - Built-in Test Equipment

Tests receiver performance, Selcall, syllabic mute, VCO operation and serial communications port viability.

### Programming by IR or serial port

For ease of programming in a vehicle a notebook computer loaded with the 2000 series programming package can load a transceiver's parameters without the need for cables through the remote head IR port.

### Second antenna connector

Allows each channel to select one of two antennas - ideal when long and short distance antennas are used.

### Size and weight

The 2050 in a local control configuration measures only 185(w) x 270(d) x 70(h) and weighs less than 2.6 kg. Housed in a lightweight, extremely strong sealed aluminium chassis, 2050 meets MIL-STD 810G for drop, dust, temperature, shock and vibration.

### GPS tracking

An option that supports connection to an external GPS receiver for tracking applications using the Barrett 977 tracking system.

### Direct dial telephone calls

"Telcall" option provides direct dialling access with Barrett Communications' HF Telephone Interconnects and most interconnects from other manufacturers.

### "SMS Pagecall"

Allows short text messages to be sent from one 2050 transceiver to another. Barrett 2050 transceivers have alpha-numeric input keys (similar to mobile phones) that allow direct text message input (without the need for an external PC or Palm type input device).

### HF email fax and data

The 2050 transceiver auxiliary connector is fully featured to interface to a variety of external modems including the Barrett 2020 HF email system. The Barrett 2020 Email fax & data system is ideal for the provision of full telecommunication facilities within organisations with remote-sited operations with no existing communication infrastructure.

The 2020 provides a simple automatic interface for speech, data, fax and email among all stations in the HF Network with full connectivity to internet, email and fax facilities via the international telephone network.



**Barrett 2050 HF transceiver with 2023 modem, 2022 Power supply and notebook PC running the Barrett 2020 Email fax and data system software**

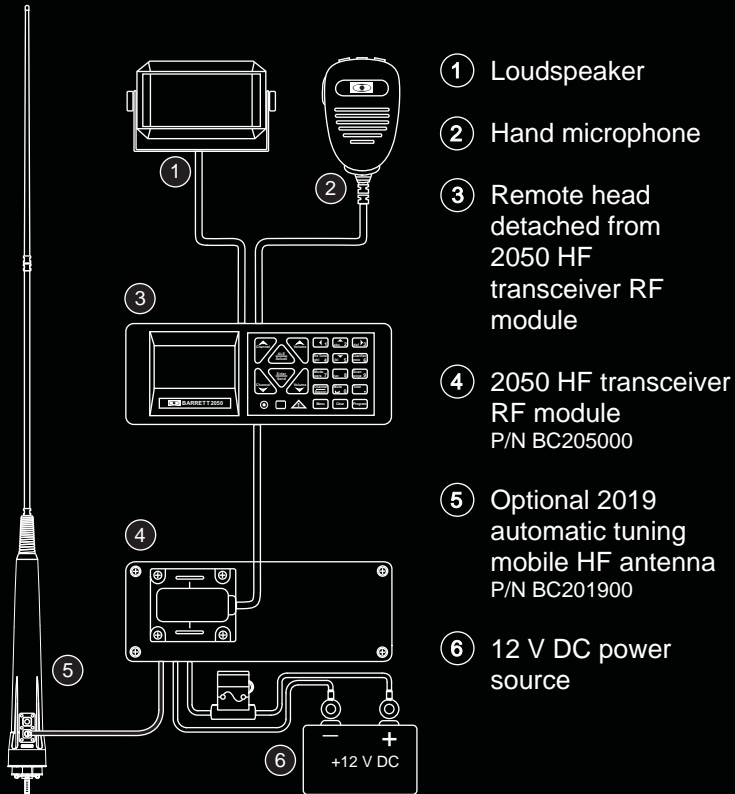
### Configuration flexibility

The 2050 transceiver is packaged as a desktop (local control) transceiver and with the addition of the simple and inexpensive mobile pack the 2050 is quickly reconfigured to a mobile (trunk mount) transceiver. This feature simplifies the logistics of stocking the right transceiver for the right application. The modular design of the 2000 series of products, as a whole, enables a basic 2050 transceiver to adapt quickly and easily between base station, mobile, and email fax & data configurations.

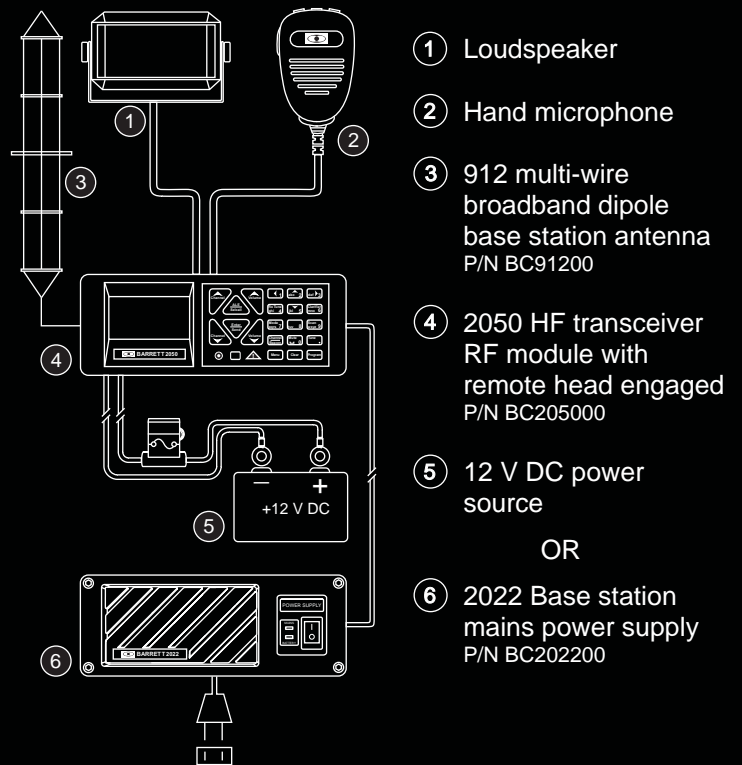


# 2050 HF SSB transceiver

## Typical 2050 HF transceiver mobile configuration example



## Typical 2050 HF transceiver base station configuration example



# 2050

# HF Radio Communications

## 2050 HF SSB transceiver

### General specifications

<b>Standards</b>	Exceeds/complies with Australian/ New Zealand standard AS/NZS 4770:2000 and AS/NZS 4582:1999 Exceeds/complies with EMC and vibration standard IEC 945 Complies with MIL-STD 810G for drop, dust, temperature, shock and vibration
<b>Transmit frequency range</b>	1.6 MHz to 30 MHz (continuous)
<b>Receive frequency range</b>	250 kHz to 30 MHz (continuous)*
<b>Channel capacity</b>	Up to 500 programmable channels (simplex or semi-duplex)
<b>Frequency resolution</b>	10 Hz program mode 1 Hz tunable receiver
<b>Frequency stability</b>	±10 Hz or better than 0.3 ppm over temperature range -30°C to +70°C
<b>Operating modes</b>	J3E (USB, LSB) - H3E (AM) - J2A (CW) - J2B (AFSK) Optional J2B (AFSK) with narrow filter
<b>Operating temperature</b>	-30°C to +70°C humidity 95% relative, non-condensing
<b>Frequency hopping</b>	25 or 5 hops per second with external synchronisation unit (ESU) supplied when the option is fitted. The Barrett frequency hopping system requires no master station, all stations are synchronised and ready to communicate on switch-on. Synchronisation is not affected by propagation or local interference and there is no late entry synchronisation delay
<b>Supply voltage</b>	2050 -13.8 V DC +20% / -10% (negative ground) polarity protected. Over voltage protected.
<b>Current consumption</b>	470 mA standby (muted, back lighting off)
<b>Selcall system</b>	Based on CCIR 493-4, four and six digit systems. Protocol available for free distribution. Fully compatible with other major HF manufacturers' four and six digit systems including encrypted systems
<b>Switching speed</b>	Less than 15 mS Tx to Rx, Rx to Tx

### Receiver specifications

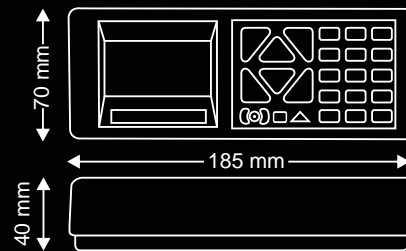
<b>Sensitivity</b>	-120 dBm (0.224 uV) for 10 dB SINAD - J3E Mode pre-amp on -110 dBm (0.708 uV) for 20 dB SINAD - J3E Mode pre-amp off
<b>Selectivity J3E</b>	-1 kHz and +4 kHz better than 50 dB -2 kHz and +5 kHz better than 55 dB -5 kHz and +8 kHz better than 60 dB
<b>Selectivity J2B (optional)</b>	-500 Hz and +500 Hz better than 60 dB - the level of an unwanted signal above the level of a wanted signal that will reduce the SINAD of the wanted signal from 20 dB SINAD to 14 dB SINAD
<b>Blocking</b>	-20 kHz and +20 kHz better than 71 dB - the level of an unwanted signal above the level of a wanted signal that will reduce the SINAD of the wanted signal by 6 dB or cause an output level change of 3 dB
<b>Intermodulation</b>	Better than 89 dBµV - the level of two unwanted signals, that are within 30 kHz of the wanted signal, above the level of a wanted signal that reduces the SINAD of the wanted signal to 20 dB
<b>Spurious response ratio</b>	Better than 70 dB
<b>Reciprocal mixing</b>	Better than 105 dBµV
<b>In-band IMD</b>	Better than 34 dB
<b>Audio output</b>	4 W into 4 ohm at less than 2% distortion
<b>Audio response</b>	Less than 6 dB variation from 350 Hz to 2700 Hz
<b>Input protection</b>	Better than 30 V RMS from a 50 ohm source

### Transmitter specifications

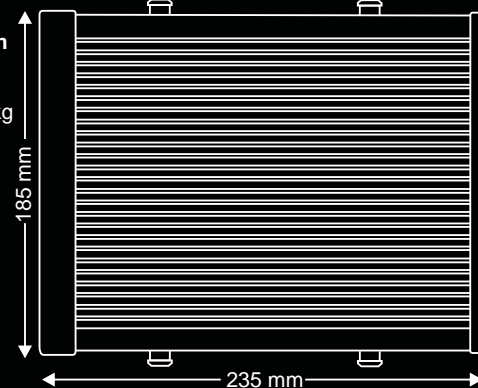
<b>RF output power</b>	125 W PEP voice ±1.5 dB or 30 W PEP voice ±1.5 dB or 10 W PEP voice ±1.5 dB
<b>Duty cycle</b>	100% two tone input signal with fan option
<b>Intermodulation products</b>	Better than -31 dB below PEP (25 dB below two tone peak)
<b>Audio frequency response</b>	Less than 6 dB variation 350 Hz to 2700 Hz
<b>Current consumption</b>	Voice average less than 9 Amps typical Two tone less than 12 Amps typical

\* reduced sensitivity 250 kHz to 500 kHz

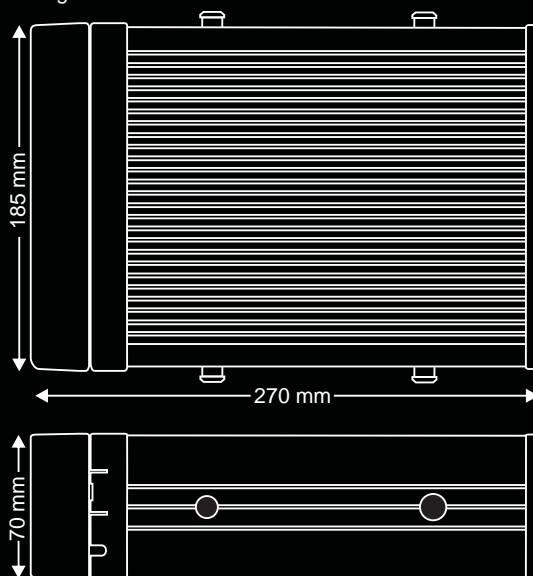
**2050 remote control head**  
(trunk mount configuration)  
Weight 0.22 kg



**2050 remote configuration**  
(trunk mount)  
main unit  
Weight 2.36 kg



**2050 local control configuration**  
Weight 2.58 kg



**Head Office:**  
Barrett Communications Pty Ltd  
47 Discovery Drive, Bibra Lake,  
WA, 6163 AUSTRALIA  
Tel: +61 8 9434 1700  
Fax: +61 8 9418 6757  
Email: [information@barrettcommunications.com.au](mailto:information@barrettcommunications.com.au)



No 149438